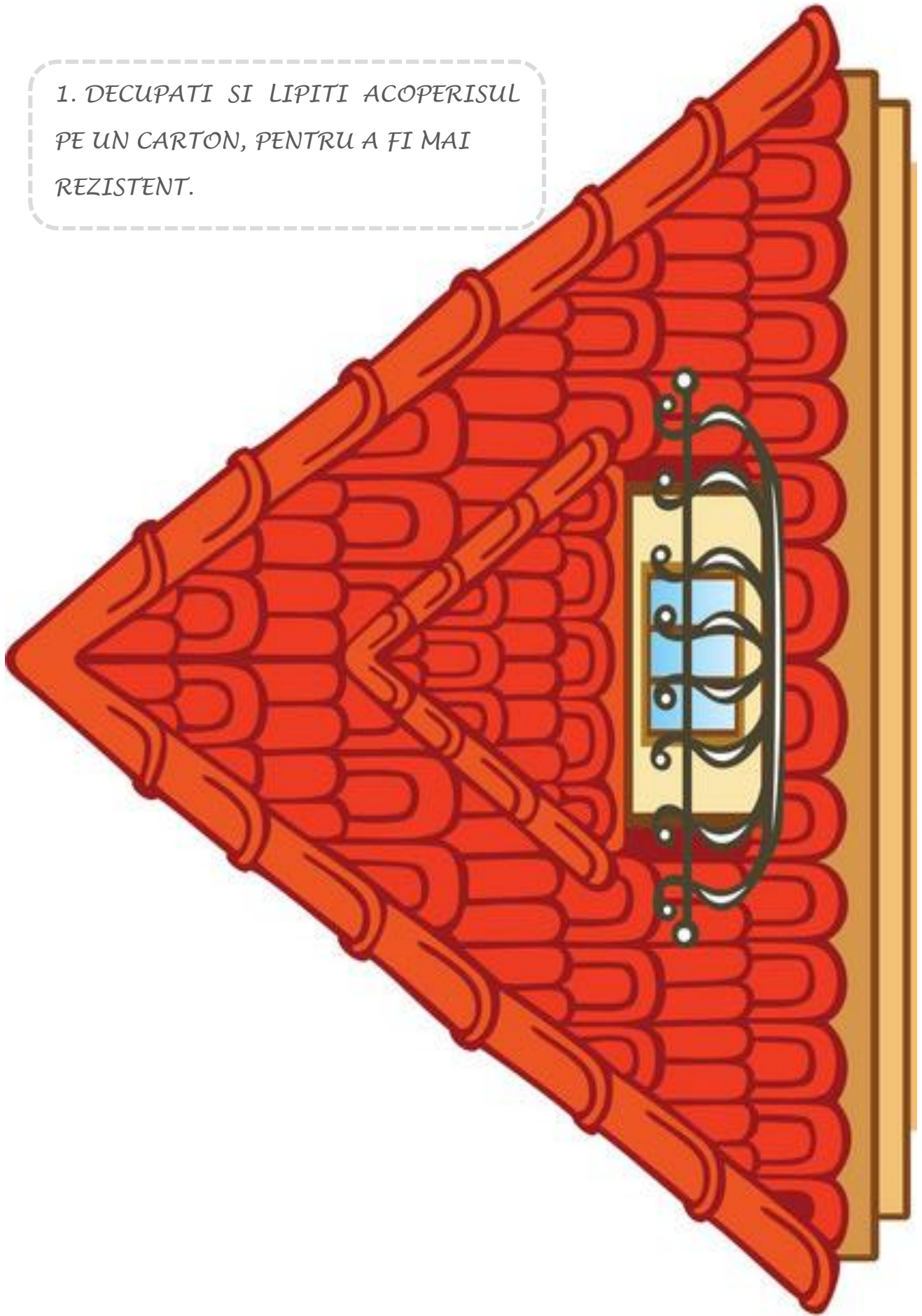


# FAMILIA MEA

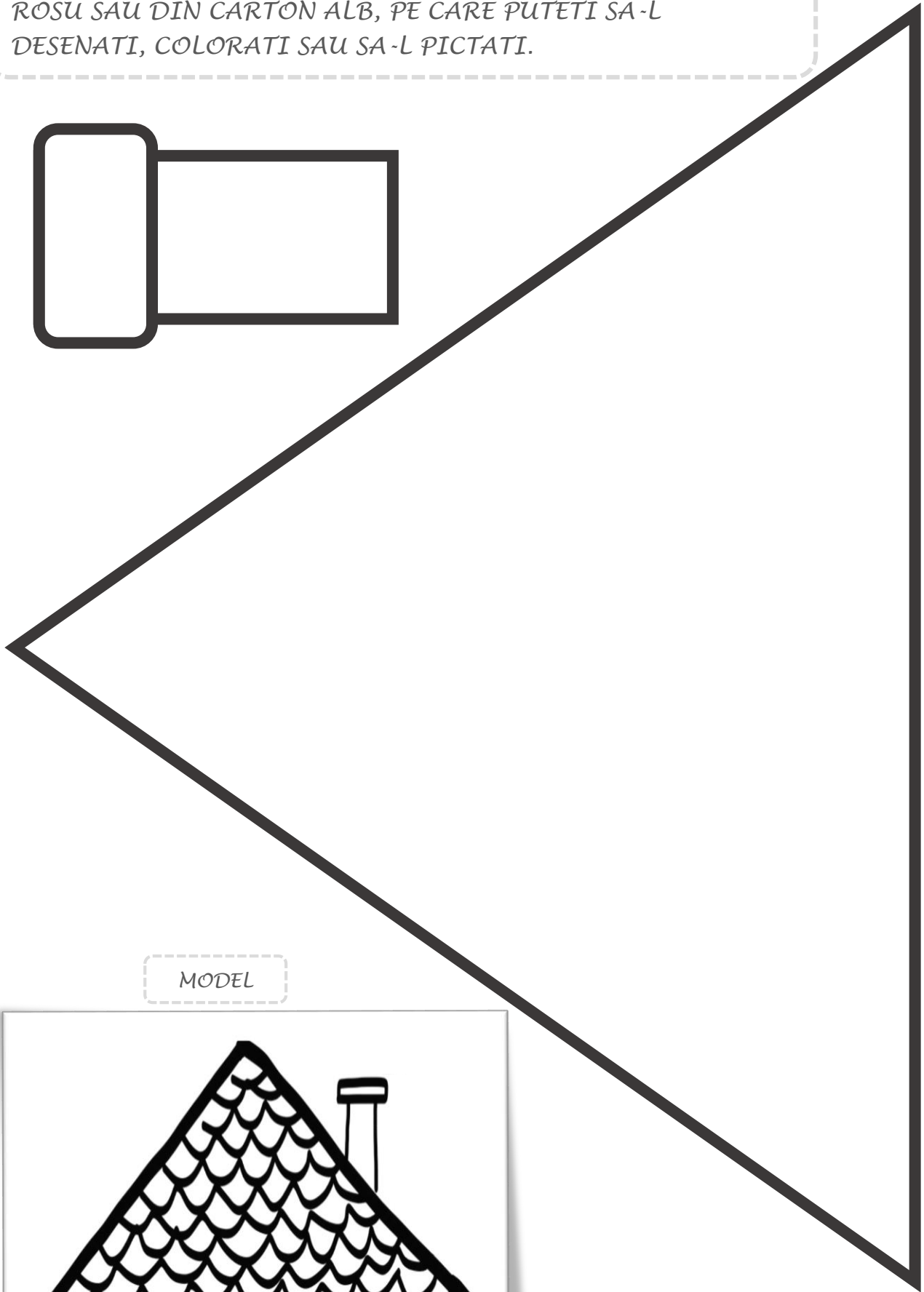
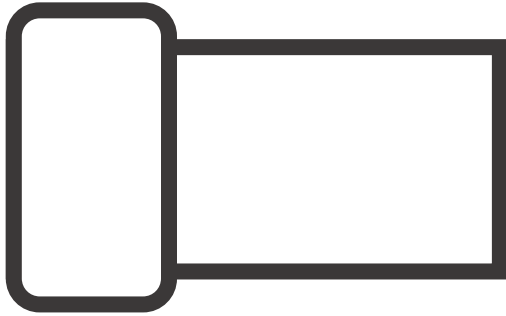


*Profesor de psihopedagogie speciala: MIHAELA STAN*


1. DECUPATI SI LIPITI ACOPERISUL  
PE UN CARTON, PENTRU A FI MAI  
REZISTENT.



SAU FITI CREATIVI SI REALIZATI ACOPERISUL DIN CARTON ROSU SAU DIN CARTON ALB, PE CARE PUTETI SA-L DESENATI, COLORATI SAU SA-L PICTATI.



MODEL



2. DESENATI SI COLORATI MEMBRII FAMILIEI VOASTRE.

EU



MAMA





TATA



SORA/FRAATE




SAU SELECTATI, COLORATI, DECUPATI SI LIPITI MEMBRII  
FAMILIEI PE DREPTUNGHIURI DE CARTON.

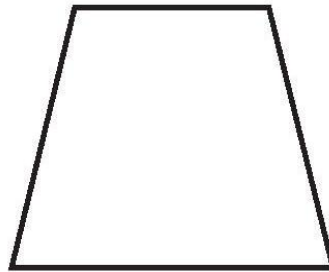




Scrietii numele pentru fiecare membru al familiei.

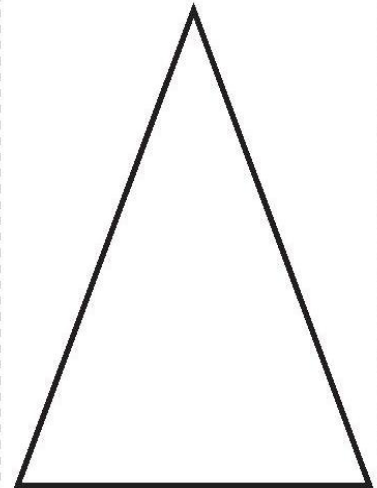

SAU REALIZATI MEMBRII FAMILIEI PRIN COLAREA (decuparea și lipirea) ELEMENTELOR DE MAI JOS PE BUCATI DE CARTON.




tata




mama




sora




frate

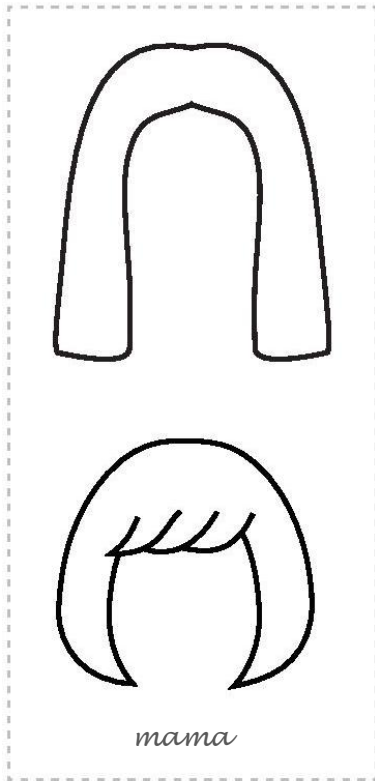


bebelus







*tata*



*mama*



*sora*



*frate saw bebelus*



3. *TOTI MEMBRII FAMILIEI VOASTRE SUNT GATA?  
MAI RAMANE SA FACETI GAURI SI SA PRINDETI TOATE  
CARTOANELE CU MEMBRII FAMILIEI DE ACOPERISUL CASEI  
VOASTRE.*

4. *FACETI O POZA CU CEEA CE ATI REALIZAT.  
IMPARTASITI-O CU PRIETENII SI COLEGII.*



IMPREUNA REUSIM!



